


5245 m.

GRAN PREMIO D'ITALIA OAKLEY

Warm Up

Classification

25

	Rider	Nation	Team	Motorcycle	Time	Lap	Total	Gap	Top Speed
1	72 Marco BEZZECCHI	ITA	Mooney VR46 Racing Team	DUCATI	1'46.286	5	6		356.4
2	5 Johann ZARCO	FRA	Prima Pramac Racing	DUCATI	1'46.322	5	6	0.036 0.036	349.5
3	33 Brad BINDER	RSA	Red Bull KTM Factory Racing	KTM	1'46.373	5	6	0.087 0.051	362.4
4	73 Alex MARQUEZ	SPA	Gresini Racing MotoGP	DUCATI	1'46.469	5	6	0.183 0.096	357.6
5	41 Aleix ESPARGARO	SPA	Aprilia Racing	APRILIA	1'46.469	3	6	0.183	355.2
6	1 Francesco BAGNAIA	ITA	Ducati Lenovo Team	DUCATI	1'46.581	6	6	0.295 0.112	355.2
7	21 Franco MORBIDELLI	ITA	Monster Energy Yamaha MotoGP	YAMAHA	1'46.641	5	6	0.355 0.060	347.2
8	93 Marc MARQUEZ	SPA	Repsol Honda Team	HONDA	1'46.651	3	6	0.365 0.010	356.4
9	89 Jorge MARTIN	SPA	Prima Pramac Racing	DUCATI	1'46.676	4	6	0.390 0.025	355.2
10	12 Maverick VIÑALES	SPA	Aprilia Racing	APRILIA	1'46.696	4	6	0.410 0.020	358.8
11	88 Miguel OLIVEIRA	POR	CryptoDATA RNF MotoGP Team	APRILIA	1'46.847	5	6	0.561 0.151	352.9
12	20 Fabio QUARTARARO	FRA	Monster Energy Yamaha MotoGP	YAMAHA	1'46.928	4	5	0.642 0.081	347.2
13	51 Michele PIRRO	ITA	Aruba.it Racing	DUCATI	1'47.121	4	5	0.835 0.193	349.5
14	43 Jack MILLER	AUS	Red Bull KTM Factory Racing	KTM	1'47.171	4	6	0.885 0.050	360.0
15	32 Lorenzo SAVADORI	ITA	Aprilia Racing	APRILIA	1'47.294	3	6	1.008 0.123	354.0
16	49 Fabio DI GIANNANTONIO	ITA	Gresini Racing MotoGP	DUCATI	1'47.338	3	6	1.052 0.044	355.2
17	10 Luca MARINI	ITA	Mooney VR46 Racing Team	DUCATI	1'47.344	4	6	1.058 0.006	349.5
18	30 Takaaki NAKAGAMI	JPN	LCR Honda IDEMITSU	HONDA	1'47.344	5	6	1.058	349.5
19	25 Raul FERNANDEZ	SPA	CryptoDATA RNF MotoGP Team	APRILIA	1'47.540	5	6	1.254 0.196	349.5
20	23 Enea BASTIANINI	ITA	Ducati Lenovo Team	DUCATI	1'47.572	6	6	1.286 0.032	356.4
21	37 Augusto FERNANDEZ	SPA	GASGAS Factory Racing Tech3	KTM	1'48.032	4	5	1.746 0.460	347.2
22	94 Jonas FOLGER	GER	GASGAS Factory Racing Tech3	KTM	1'48.319	5	6	2.033 0.287	345.0

Practice condition: Dry

Air: 23°

Humidity: 75%

Ground: 28°

Fastest Lap:	Lap: 5	Marco BEZZECCHI	1'46.286	177.6 Km/h
Best Race Lap:	2022	Francesco BAGNAIA	1'46.588	177.1 Km/h
All Time Lap Record:	2023	Francesco BAGNAIA	1'44.855	180.0 Km/h

The results are provisional until the end of the limit for protest and appeals.

Time limit for protest expires 30' after publication of the results - Time:

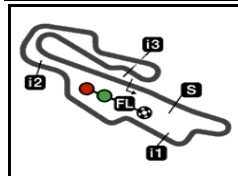
These data/results cannot be reproduced, stored and/or transmitted in whole or in part by any manner of electronic, mechanical, photocopying, recording, broadcasting or otherwise now known or herein after developed without the previous express consent by the copyright owner, except for reproduction in daily press and regular printed publications on sale to the public within 60 days of the event related to those data/results and always provided that copyright symbol appears together as follows below.

© DORNA, 2023

Official MotoGP Timing by TISSOT
www.motogp.com

Mugello, Sunday, June 11, 2023





5245 m.

GRAN PREMIO D'ITALIA OAKLEY

Warm Up

Top Speed & Average

26



Rider	Nation	Motorcycle	Top 5 speeds					Average	Top
33 Brad BINDER	RSA	KTM	362.4	361.2	360.0	358.8	358.8	360.2	362.4
43 Jack MILLER	AUS	KTM	360.0	357.6	356.4	355.2	355.2	356.9	360.0
12 Maverick VIÑALES	SPA	APRILIA	358.8	355.2	354.0	352.9	352.9	354.8	358.8
73 Alex MARQUEZ	SPA	DUCATI	357.6	356.4	354.0	351.7	351.7	354.3	357.6
23 Enea BASTIANINI	ITA	DUCATI	356.4	354.0	352.9	352.9	351.7	353.6	356.4
72 Marco BEZZECCHI	ITA	DUCATI	356.4	354.0	352.9	352.9	352.9	353.8	356.4
93 Marc MARQUEZ	SPA	HONDA	356.4	355.2	351.7	351.7	350.6	353.1	356.4
1 Francesco BAGNAIA	ITA	DUCATI	355.2	352.9	352.9	352.9	351.7	353.1	355.2
41 Aleix ESPARGARO	SPA	APRILIA	355.2	354.0	351.7	349.5	349.5	352.0	355.2
49 Fabio DI GIANNANTONIO	ITA	DUCATI	355.2	354.0	354.0	352.9	350.6	353.3	355.2
89 Jorge MARTIN	SPA	DUCATI	355.2	355.2	354.0	352.9	350.6	353.6	355.2
32 Lorenzo SAVADORI	ITA	APRILIA	354.0	352.9	350.6	347.2	347.2	350.4	354.0
88 Miguel OLIVEIRA	POR	APRILIA	352.9	350.6	348.3	348.3	348.3	349.7	352.9
5 Johann ZARCO	FRA	DUCATI	349.5	348.3	348.3	348.3	347.2	348.3	349.5
10 Luca MARINI	ITA	DUCATI	349.5	348.3	348.3	348.3	348.3	348.5	349.5
25 Raul FERNANDEZ	SPA	APRILIA	349.5	346.1	346.1	342.8	209.7	318.8	349.5
30 Takaaki NAKAGAMI	JPN	HONDA	349.5	348.3	346.1	346.1	345.0	347.0	349.5
51 Michele PIRRO	ITA	DUCATI	349.5	348.3	347.2	347.2	196.0	317.6	349.5
20 Fabio QUARTARARO	FRA	YAMAHA	347.2	347.2	346.1	346.1	208.8	319.1	347.2
21 Franco MORBIDELLI	ITA	YAMAHA	347.2	347.2	346.1	346.1	345.0	346.3	347.2
37 Augusto FERNANDEZ	SPA	KTM	347.2	347.2	345.0	205.3	174.7	283.9	347.2
94 Jonas FOLGER	GER	KTM	345.0	345.0	345.0	343.9	342.8	344.3	345.0

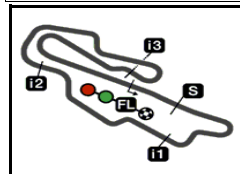
These data/results cannot be reproduced, stored and/or transmitted in whole or in part by any manner of electronic, mechanical, photocopying, recording, broadcasting or otherwise now known or herein after developed without the previous express consent by the copyright owner, except for reproduction in daily press and regular printed publications on sale to the public within 60 days of the event related to those data/results and always provided that copyright symbol appears together as follows below.

© DORNA, 2023

Official MotoGP Timing by TISSOT
www.motogp.com



Mugello, Sunday, June 11, 2023



5245 m.

GRAN PREMIO D'ITALIA OAKLEY

Warm Up

Chronological Analysis of Performances

27

* Lap / Sector time cancelled

T1 Time from finish line to 1st intermedate

T3 Time from 2nd intermed. to 3rd intermed.

P Crossing the finish line in pit lane

T2 Time from 1st intermed. to 2nd intermed.

T4 Time from 3rd intermedate to finish line

**Tyre data subject to further updates

Lap	Lap Time	T1	T2	T3	T4	Speed	Lap	Lap Time	T1	T2	T3	T4	Speed	
1st	72	Marco BEZZECCHI DUCATI ITA						6	1'46.860	25.024	22.585	35.180	24.071	351.7
		Mooney VR46 Racing Team												
		Runs=1	Total laps=6	Full laps=5	Valid laps=5									
<i>Run #</i>	<i>1</i>	<i>Front Tyre</i>	<i>Slick-Soft</i>	<i>Rear Tyre</i>	<i>Slick-Medium</i>									
		3 Laps at start			New Tyre									
1	2'13.096	32.228	24.598	36.674	25.023	200.3								
2	1'48.415	25.526	23.113	35.483	24.293	356.4								
3	1'46.771	24.972	22.581	35.047	24.171	352.9								
4	1'46.535	24.974	22.587	34.979	23.995	352.9								
5	1'46.286	24.844	22.532	34.939	23.971	352.9								
6	1'46.719	24.897	22.646	35.155	24.021	354.0								
5th	41	Aleix ESPARGARO APRILIA SPA												
		Aprilia Racing												
		Runs=1	Total laps=6	Full laps=5	Valid laps=5									
<i>Run #</i>	<i>1</i>	<i>Front Tyre</i>	<i>Slick-Hard</i>	<i>Rear Tyre</i>	<i>Slick-Medium</i>									
		11 Laps at start			New Tyre									
1	2'17.692	30.376	24.260	36.330	25.040	209.7								
2	1'47.889	25.604	22.860	35.041	24.384	349.5								
3	1'46.469	25.080	22.622	34.821	23.946	351.7								
4	1'46.876	25.093	22.556	35.100	24.127	354.0								
5	1'51.133	27.327	24.164	35.398	24.244	355.2								
6	1'47.158	25.162	22.638	35.147	24.211	349.5								
2nd	5	Johann ZARCO DUCATI FRA												
		Prima Pramac Racing												
		Runs=1	Total laps=6	Full laps=5	Valid laps=5									
<i>Run #</i>	<i>1</i>	<i>Front Tyre</i>	<i>Slick-Soft</i>	<i>Rear Tyre</i>	<i>Slick-Medium</i>									
		3 Laps at start			New Tyre									
1	2'10.972	31.034	24.884	36.607	24.942	211.3								
2	1'48.240	25.428	23.030	35.400	24.382	348.3								
3	1'47.382	25.243	22.755	35.181	24.203	347.2								
4	1'46.699	25.061	22.533	35.014	24.091	349.5								
5	1'46.322	24.948	22.519	34.828	24.027	348.3								
6	1'47.128	25.166	22.640	35.101	24.221	348.3								
6th	1	Francesco BAGNAIA DUCATI ITA												
		Ducati Lenovo Team												
		Runs=1	Total laps=6	Full laps=5	Valid laps=5									
<i>Run #</i>	<i>1</i>	<i>Front Tyre</i>	<i>Slick-Soft</i>	<i>Rear Tyre</i>	<i>Slick-Medium</i>									
		New Tyre			New Tyre									
1	2'24.379	31.758	24.489	36.671	24.844	208.4								
2	1'48.155	25.370	23.026	35.385	24.374	352.9								
3	1'46.918	25.118	22.730	34.964	24.106	352.9								
4	1'46.646	24.967	22.621	34.928	24.130	355.2								
5	1'47.575	25.325	22.815	35.165	24.270	351.7								
6	1'46.581	24.900	22.553	35.089	24.039	352.9								
7th	21	Franco MORBIDELLI YAMAHA ITA												
		Monster Energy Yamaha MotoGP												
		Runs=1	Total laps=6	Full laps=5	Valid laps=5									
<i>Run #</i>	<i>1</i>	<i>Front Tyre</i>	<i>Slick-Soft</i>	<i>Rear Tyre</i>	<i>Slick-Soft</i>									
		3 Laps at start			11 Laps at start									
1	2'11.410	31.868	24.535	36.618	24.885	207.2								
2	1'48.083	25.349	22.952	35.360	24.422	346.1								
3	1'47.345	25.251	22.712	35.124	24.258	347.2								
4	1'46.730	25.161	22.559	34.910	24.100	346.1								
5	1'46.641	24.995	22.532	34.948	24.166	345.0								
6	2'11.692	32.968	33.014	38.610	27.100	347.2								
8th	93	Marc MARQUEZ HONDA SPA												
		Repsol Honda Team												
		Runs=1	Total laps=6	Full laps=5	Valid laps=5									
<i>Run #</i>	<i>1</i>	<i>Front Tyre</i>	<i>Slick-Soft</i>	<i>Rear Tyre</i>	<i>Slick-Medium</i>									
		New Tyre			New Tyre									
1	2'13.499	32.243	24.689	36.633	24.997	201.8								
2	1'48.814	25.468	23.123	35.845	24.378	356.4								
3	1'46.651	25.032	22.636	34.936	24.047	351.7								
4	1'46.696	25.052	22.603	34.901	24.140	355.2								
Fastest Lap:	Marco BEZZECCHI	Mooney VR46 Racing	ITA	1'46.286	24.844	22.532	34.939	23.971						

These data/results cannot be reproduced, stored and/or transmitted in whole or in part by any manner of electronic, mechanical, photocopying, recording, broadcasting or otherwise now known or herein after developed without the previous express consent by the copyright owner, except for reproduction in daily press and regular printed publications on sale to the public within 60 days of the event related to those data/results and always provided that copyright symbol appears together as follows below.

© DORNA, 2023



Warm Up

MotoGP

Lap	Lap Time	T1	T2	T3	T4	Speed	Lap	Lap Time	T1	T2	T3	T4	Speed
5	1'46.853	24.973	22.608	35.005	24.267	351.7	4	1'47.121	25.167	22.614	35.051	24.289	348.3
6	1'47.843	26.046	22.510	35.126	24.161	350.6	5	2'03.077	27.036	31.270	39.060	25.711	349.5

Run #	1	Front Tyre	Slick-Medium	Rear Tyre	Slick-Medium	Speed
1	2'25.221	31.365	24.558	36.578	24.792	210.1
2	1'47.885	25.330	23.018	35.368	24.169	354.0
3	1'46.827	25.052	22.678	35.000	24.097	355.2
4	1'46.676	25.065	22.632	35.097	23.882	352.9
5	1'56.648	31.547	24.671	35.892	24.538	355.2
6	1'48.310	25.075	22.691	35.182	25.362	350.6

Run #	1	Front Tyre	Slick-Soft	Rear Tyre	Slick-Soft	Speed
1	2'15.581	30.557	24.049	36.273	25.070	207.6
2	1'49.287	26.815	22.990	35.128	24.354	352.9
3	1'46.737	25.084	22.585	34.838	24.230	354.0
4	1'46.696	24.925	22.526	34.961	24.284	355.2
5	1'49.073	24.973	24.056	35.743	24.301	358.8
6	1'47.001	24.948	22.491	35.260	24.302	352.9

Run #	1	Front Tyre	Slick-Medium	Rear Tyre	Slick-Medium	Speed
1	2'35.159	33.834	25.769	36.946	25.304	167.1
2	1'49.811	25.785	23.307	35.633	25.086	352.9
3	1'47.671	25.295	22.835	35.222	24.319	348.3
4	1'46.928	25.024	22.681	34.931	24.292	348.3
5	1'46.847	25.063	22.700	34.944	24.140	348.3
6	1'47.481	25.134	22.758	35.275	24.314	350.6

Run #	1	Front Tyre	Slick-Hard	Rear Tyre	Slick-Medium	Speed
1	2'55.133	31.101	24.375	36.503	25.351	208.8
2	1'48.592	25.703	23.138	35.134	24.617	346.1
3	1'47.245	25.211	22.722	34.881	24.431	346.1
4	1'46.928	25.081	22.609	34.863	24.375	347.2
5	1'46.952	25.118	22.649	34.853	24.332	347.2

Run #	1	Front Tyre	Slick-Soft	Rear Tyre	Slick-Soft	Speed
1	2'44.327	32.847	25.336	38.109	25.382	196.0
2	1'49.942	25.636	23.558	35.926	24.822	347.2
3	1'47.482	25.289	22.813	35.115	24.265	347.2

Run #	1	Front Tyre	Slick-Medium	Rear Tyre	Slick-Soft	Speed
1	2'13.655	31.486	24.842	36.757	24.687	199.2
2	1'49.039	25.695	23.035	35.916	24.393	357.6
3	1'48.166	25.587	23.029	35.332	24.218	360.0
4	1'47.171	25.036	22.670	35.277	24.188	355.2
5	1'47.254	25.079	22.625	35.409	24.141	355.2
6	1'47.632	25.288	22.676	35.409	24.259	356.4

Run #	1	Front Tyre	Slick-Medium	Rear Tyre	Slick-Soft	Speed
1	2'25.316	32.151	25.991	36.560	24.726	210.1
2	1'47.983	25.409	22.966	35.388	24.220	347.2
3	1'47.294	25.061	22.732	35.292	24.209	352.9
4	1'47.574	25.248	22.875	35.215	24.236	350.6
5	1'55.165	27.777	25.401	37.521	24.466	354.0
6	1'47.638	25.201	22.822	35.294	24.321	347.2

Run #	1	Front Tyre	Slick-Soft	Rear Tyre	Slick-Medium	Speed
1	2'13.530	31.558	24.583	36.636	24.869	198.8
2	1'48.807	25.554	23.151	35.804	24.298	354.0
3	1'47.338	25.294	22.750	35.143	24.151	352.9
4	1'47.473	25.160	22.719	35.345	24.249	355.2
5	1'48.048	25.361	22.846	35.497	24.344	354.0
6	1'48.384	25.580	22.981	35.521	24.302	350.6

Run #	1	Front Tyre	Slick-Soft	Rear Tyre	Slick-Medium	Speed
1	2'00.707	30.963	24.382	36.391	24.927	196.7
2	1'48.744	25.639	23.063	35.374	24.668	348.3
3	1'47.579	25.216	22.917	35.078	24.368	348.3
4	1'47.344	24.899	22.695	35.218	24.532	349.5
5	1'47.371	24.988	22.789	35.178	24.416	348.3
6	1'47.354	24.983	22.709	35.227	24.435	348.3

Run #	1	Front Tyre	Slick-Medium	Rear Tyre	Slick-Soft	Speed
1	2'18.164	33.682	24.642	37.748	25.328	180.0
2	1'48.859	25.851	23.028	35.440	24.540	348.3

Fastest Lap: Marco BEZZECCHI Mooney VR46 Racing ITA **1'46.286** 24.844 22.532 34.939 23.971

These data/results cannot be reproduced, stored and/or transmitted in whole or in part by any manner of electronic, mechanical, photocopying, recording, broadcasting or otherwise now known or herein after developed without the previous express consent by the copyright owner, except for reproduction in daily press and regular printed publications on sale to the public within 60 days of the event related to those data/results and always provided that copyright symbol appears together as follows below.
© DORNA, 2023



Warm Up

MotoGP

Lap	Lap Time	T1	T2	T3	T4	Speed	Lap	Lap Time	T1	T2	T3	T4	Speed
3	1'47.488	25.339	22.681	35.102	24.366	349.5							
4	1'47.363	25.214	22.736	35.145	24.268	346.1							
5	1'47.344	25.139	22.764	35.147	24.294	345.0							
6	1'47.409	25.164	22.711	35.255	24.279	346.1							

19th 25 Raul FERNANDEZ APRILIA SPA
 CryptoDATA RNF MotoGP Team
 Runs=2 Total laps=6 Full laps=4 Valid laps=4

Run #	1	Front Tyre	Slick-Medium	Rear Tyre	Slick-Medium	
		4 Laps at start		6 Laps at start		
1	1'36.828	P	32.704		186.5	
Run #	2	Front Tyre	Slick-Soft	Rear Tyre	Slick-Medium	
		New Tyre		New Tyre		
2	1'59.409	33.885	24.130	36.380	25.014	209.7
3	1'48.281	25.440	23.003	35.342	24.496	346.1
4	1'47.664	25.566	22.835	35.014	24.249	346.1
5	1'47.540	25.418	22.709	35.195	24.218	342.8
6	1'47.584	25.137	22.749	35.294	24.404	349.5

20th 23 Enea BASTIANINI DUCATI ITA
 Ducati Lenovo Team
 Runs=1 Total laps=6 Full laps=5 Valid laps=5

Run #	1	Front Tyre	Slick-Soft	Rear Tyre	Slick-Medium	
		New Tyre		New Tyre		
1	2'34.359	33.913	25.493	37.886	25.424	173.6
2	1'49.971	26.021	23.432	35.906	24.612	352.9
3	1'48.858	25.494	23.140	35.806	24.418	351.7
4	1'51.088	25.204	22.851	35.303	27.730	356.4
5	1'48.128	25.205	23.029	35.456	24.438	352.9
6	1'47.572	25.160	22.824	35.324	24.264	354.0

21st 37 Augusto FERNANDEZ KTM SPA
 GASGAS Factory Racing Tech3
 Runs=2 Total laps=5 Full laps=3 Valid laps=3

Run #	1	Front Tyre	Slick-Soft	Rear Tyre	Slick-Medium		
		6 Laps at start		16 Laps at start			
1	2'02.627	P	31.906	25.091	37.256	25.087	205.3
Run #	2	Front Tyre	Slick-Soft	Rear Tyre	Slick-Medium		
		7 Laps at start		New Tyre			
2	2'02.438	31.477	24.667	37.420	28.874	174.7	
3	1'49.077	25.734	23.191	35.495	24.657	347.2	
4	1'48.032	25.162	22.906	35.259	24.705	347.2	
5	1'48.547	25.308	23.196	35.519	24.524	345.0	

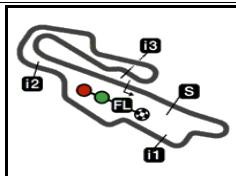
22nd 94 Jonas FOLGER KTM GER
 GASGAS Factory Racing Tech3
 Runs=1 Total laps=6 Full laps=5 Valid laps=5

Run #	1	Front Tyre	Slick-Soft	Rear Tyre	Slick-Soft	
		New Tyre		4 Laps at start		
1	2'31.279	34.208	26.188	38.456	26.001	205.7
2	1'54.143	26.150	23.614	39.423	24.956	342.8
3	1'49.310	25.584	23.318	35.699	24.709	345.0
4	1'50.289	25.498	23.017	35.561	26.213	345.0
5	1'48.319	25.493	23.006	35.324	24.496	345.0
6	1'48.909	25.601	23.032	35.591	24.685	343.9

Fastest Lap: Marco BEZZECCHI Mooney VR46 Racing ITA **1'46.286** 24.844 22.532 34.939 23.971

These data/results cannot be reproduced, stored and/or transmitted in whole or in part by any manner of electronic, mechanical, photocopying, recording, broadcasting or otherwise now known or herein after developed without the previous express consent by the copyright owner, except for reproduction in daily press and regular printed publications on sale to the public within 60 days of the event related to those data/results and always provided that copyright symbol appears together as follows below.
 © DORNA, 2023





5245 m.

GRAN PREMIO D'ITALIA OAKLEY
Official Starting Grid

Race : 23 laps = 120.635 km

28

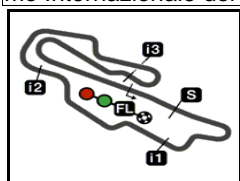


1	3 1'45.079 10 Luca MARINI Ducati	2 1'44.933 93 Marc MARQUEZ Honda	1 1'44.855 1 Francesco BAGNAIA Ducati
2	6 1'45.007 73 Alex MARQUEZ Ducati	5 1'45.268 89 Jorge MARTIN Ducati	4 1'45.186 43 Jack MILLER KTM
3	9 1'45.627 5 Johann ZARCO Ducati	8 1'45.380 41 Aleix ESPARGARO Aprilia	7 1'45.290 72 Marco BEZZECCHI Ducati
4	12 1'45.591 12 Maverick VIÑALES Aprilia	11 1'46.884 23 Enea BASTIANINI Ducati	10 1'45.731 33 Brad BINDER KTM
5	15 1'45.860 30 Takaaki NAKAGAMI Honda	14 1'45.755 20 Fabio QUARTARARO Yamaha	13 1'45.754 21 Franco MORBIDELLI Yamaha
6	18 1'46.170 49 Fabio DI GIANNANTONIO Ducati	17 1'46.003 88 Miguel OLIVEIRA Aprilia	16 1'46.002 51 Michele PIRRO Ducati
7	21 1'47.244 32 Lorenzo SAVADORI Aprilia	20 1'46.359 37 Augusto FERNANDEZ KTM	19 1'46.347 25 Raul FERNANDEZ Aprilia
8			22 1'47.806 94 Jonas FOLGER KTM

FIM MotoGP Stewards grid penalty for rider #73

The results are provisional until the end of the limit for protest and appeals and until the ratification of the Event Management Committee.
 Time limit for protest expires 60' at the latest after publication of the results - Time:
 These data/results cannot be reproduced, stored and/or transmitted in whole or in part by any manner of electronic, mechanical, photocopying, recording, broadcasting or otherwise now known or herein after developed without the previous express consent of the copyright owner, except for reproduction in daily press and regular printed publications on sale to the public within 60 days of the event related to those data/results and always provided that copyright symbol appears together as follows below.
 © DORNA, 2023





5245 m.

GRAN PREMIO D'ITALIA OAKLEY

Warm Up

Best Partial Times

MotoGP™

IT Ideal Lap Time, sum of the best partial times

BT Best Lap Time

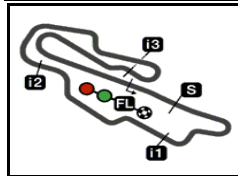
T1		T2		T3		T4				IT		BT	
Pos	Rider	Time	Rider	Time	Rider	Time	Rider	Time	Pos	Rider	IT	BT	
1	M.BEZZECCHI	24.844	M.VIÑALES	22.491	A.ESPARGARO	34.821	J.MARTIN	23.882	1	M.BEZZECCHI	1'46.286	1'46.286	(1)
2	L.MARINI	24.899	M.MARQUEZ	22.510	J.ZARCO	34.828	A.MARQUEZ	23.915	2	J.ZARCO	1'46.322	1'46.322	(2)
3	F.BAGNAIA	24.900	J.ZARCO	22.519	M.VIÑALES	34.838	A.ESPARGARO	23.946	3	B.BINDER	1'46.373	1'46.373	(3)
4	B.BINDER	24.907	F.MORBIDELLI	22.532	F.QUARTARARO	34.853	M.BEZZECCHI	23.971	4	A.ESPARGAR	1'46.403	1'46.469	(5)
5	M.VIÑALES	24.925	M.BEZZECCHI	22.532	B.BINDER	34.896	B.BINDER	24.022	5	A.MARQUEZ	1'46.418	1'46.469	(4)
6	A.MARQUEZ	24.934	B.BINDER	22.548	M.MARQUEZ	34.901	J.ZARCO	24.027	6	F.BAGNAIA	1'46.420	1'46.581	(6)
7	J.ZARCO	24.948	F.BAGNAIA	22.553	F.MORBIDELLI	34.910	F.BAGNAIA	24.039	7	M.MARQUEZ	1'46.431	1'46.651	(8)
8	M.MARQUEZ	24.973	A.ESPARGARO	22.556	F.BAGNAIA	34.928	M.MARQUEZ	24.047	8	M.VIÑALES	1'46.484	1'46.696	(10)
9	F.MORBIDELLI	24.995	A.MARQUEZ	22.568	M.OLIVEIRA	34.931	F.MORBIDELLI	24.100	9	F.MORBIDELLI	1'46.537	1'46.641	(7)
10	M.OLIVEIRA	25.024	F.QUARTARARO	22.609	M.BEZZECCHI	34.939	M.OLIVEIRA	24.140	10	J.MARTIN	1'46.566	1'46.676	(9)
11	J.MILLER	25.036	M.PIRRO	22.614	J.MARTIN	35.000	J.MILLER	24.141	11	M.OLIVEIRA	1'46.776	1'46.847	(11)
12	J.MARTIN	25.052	J.MILLER	22.625	A.MARQUEZ	35.001	F.DI GIANNANTO	24.151	12	F.QUARTARAR	1'46.875	1'46.928	(12)
13	L.SAVADORI	25.061	J.MARTIN	22.632	R.FERNANDEZ	35.014	L.SAVADORI	24.209	13	L.MARINI	1'47.040	1'47.344	(17)
14	A.ESPARGARO	25.080	T.NAKAGAMI	22.681	M.PIRRO	35.051	R.FERNANDEZ	24.218	14	R.FERNANDEZ	1'47.078	1'47.540	(19)
15	F.QUARTARARO	25.081	M.OLIVEIRA	22.681	L.MARINI	35.078	M.VIÑALES	24.230	15	J.MILLER	1'47.079	1'47.171	(14)
16	R.FERNANDEZ	25.137	L.MARINI	22.695	T.NAKAGAMI	35.102	E.BASTIANINI	24.264	16	M.PIRRO	1'47.097	1'47.121	(13)
17	T.NAKAGAMI	25.139	R.FERNANDEZ	22.709	F.DI GIANNANTO	35.143	M.PIRRO	24.265	17	F.DI GIANNAN	1'47.173	1'47.338	(16)
18	E.BASTIANINI	25.160	F.DI GIANNANTO	22.719	L.SAVADORI	35.215	T.NAKAGAMI	24.268	18	T.NAKAGAMI	1'47.190	1'47.344	(18)
19	F.DI GIANNANTO	25.160	L.SAVADORI	22.732	A.FERNANDEZ	35.259	F.QUARTARARO	24.332	19	L.SAVADORI	1'47.217	1'47.294	(15)
20	R.FERNANDEZ	25.162	E.BASTIANINI	22.824	J.MILLER	35.277	L.MARINI	24.368	20	E.BASTIANINI	1'47.551	1'47.572	(20)
21	M.PIRRO	25.167	A.FERNANDEZ	22.906	E.BASTIANINI	35.303	J.FOLGER	24.496	21	A.FERNANDEZ	1'47.851	1'48.032	(21)
22	J.FOLGER	25.493	J.FOLGER	23.006	J.FOLGER	35.324	A.FERNANDEZ	24.524	22	J.FOLGER	1'48.319	1'48.319	(22)

These data/results cannot be reproduced, stored and/or transmitted in whole or in part by any manner of electronic, mechanical, photocopying, recording, broadcasting or otherwise now known or herein after developed without the previous express consent by the copyright owner, except for reproduction in daily press and regular printed publications on sale to the public within 60 days of the event related to those data/results and always provided that copyright symbol appears together as follows below.

© DORNA, 2023


Official MotoGP Timing by 
www.motogp.com





5245 m.

GRAN PREMIO D'ITALIA OAKLEY**Warm Up****Fastest Laps Sequence**

<i>Practice Time</i>	 <i>Rider</i>	<i>Nation</i>	<i>Motorcycle</i>	<i>Time</i>	<i>Km/h</i>	<i>Rider's Lap</i>
3'49.451	10 Luca MARINI	ITA	DUCATI	1'48.744	173.6	2
3'59.212	5 Johann ZARCO	FRA	DUCATI	1'48.240	174.4	2
3'59.493	21 Franco MORBIDELLI	ITA	YAMAHA	1'48.083	174.6	2
4'05.581	41 Aleix ESPARGARO	SPA	APRILIA	1'47.889	175.0	2
4'13.106	89 Jorge MARTIN	SPA	DUCATI	1'47.885	175.0	2
5'37.030	10 Luca MARINI	ITA	DUCATI	1'47.579	175.5	3
5'46.594	5 Johann ZARCO	FRA	DUCATI	1'47.382	175.8	3
5'46.838	21 Franco MORBIDELLI	ITA	YAMAHA	1'47.345	175.9	3
5'48.282	72 Marco BEZZECCHI	ITA	DUCATI	1'46.771	176.8	3
5'48.590	73 Alex MARQUEZ	SPA	DUCATI	1'46.756	176.8	3
5'48.964	93 Marc MARQUEZ	SPA	HONDA	1'46.651	177.0	3
5'52.050	41 Aleix ESPARGARO	SPA	APRILIA	1'46.469	177.3	3
9'19.615	5 Johann ZARCO	FRA	DUCATI	1'46.322	177.5	5
9'21.103	72 Marco BEZZECCHI	ITA	DUCATI	1'46.286	177.6	5

These data/results cannot be reproduced, stored and/or transmitted in whole or in part by any manner of electronic, mechanical, photocopying, recording, broadcasting or otherwise now known or herein after developed without the previous express consent by the copyright owner, except for reproduction in daily press and regular printed publications on sale to the public within 60 days of the event related to those data/results and always provided that copyright symbol appears together as follows below.

© DORNA, 2023

Official MotoGP Timing by **TISSOT**
www.motogp.com

Mugello, Sunday, June 11, 2023